



1st - 5th April 2019

Delegate Statistics

These statistics have been gathered to give you key information about our conference delegates, which we hope will be of help when considering sponsorship and exhibitor opportunities for IATEFL Manchester 2020. If you would like any additional information about these statistics, please contact Leanne Smith via leanne@iatefl.org or on +44 (0)1795 591414.

This report has been collated to give a fuller picture of who the 2019 IATEFL Conference and Exhibition delegates were and what their interests are within the ELT industry. The data has been taken from delegate registration information, from both on-site and pre-conference registrations.

Within this report, you will find:

Overview	Page 2
About the delegates (speaker and non-speaker)	Page 3
Age	Page 3
Country of residence	Page 3/4
Work type	Page 4
Areas of work	Page 5
Delegate Survey Feedback	Page 6

IATEFL headed to the North-West of England for it's 53rd International Conference and Exhibition, settling alongside the River Mersey at the ACC in Liverpool.

At a glance, the conference hosted:

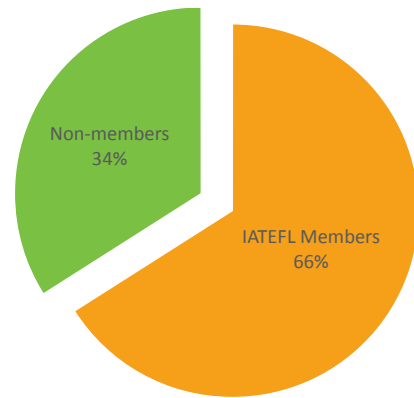
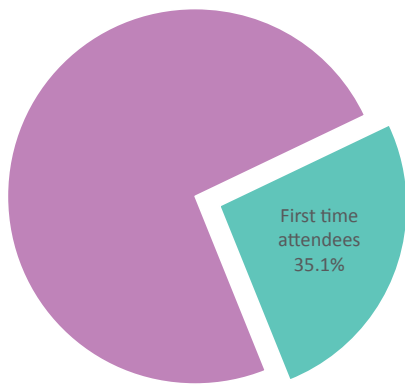


The exhibition is open to the public and free to enter. For security measures, IATEFL asked exhibition visitors to sign in on arrival to the venue. The total number of exhibition only visitors was:

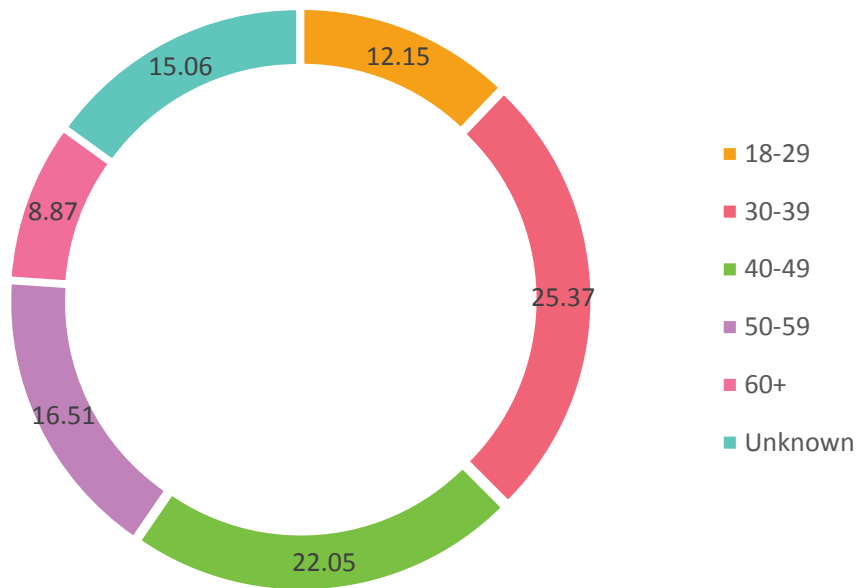
213

**Please note that some exhibitors used this sign in system for team members to gain first entry. Those that could be identified have been removed from the final count but this number should be taken as an estimation.*

About the delegates (speakers and non-speakers)



Age



Country of residence

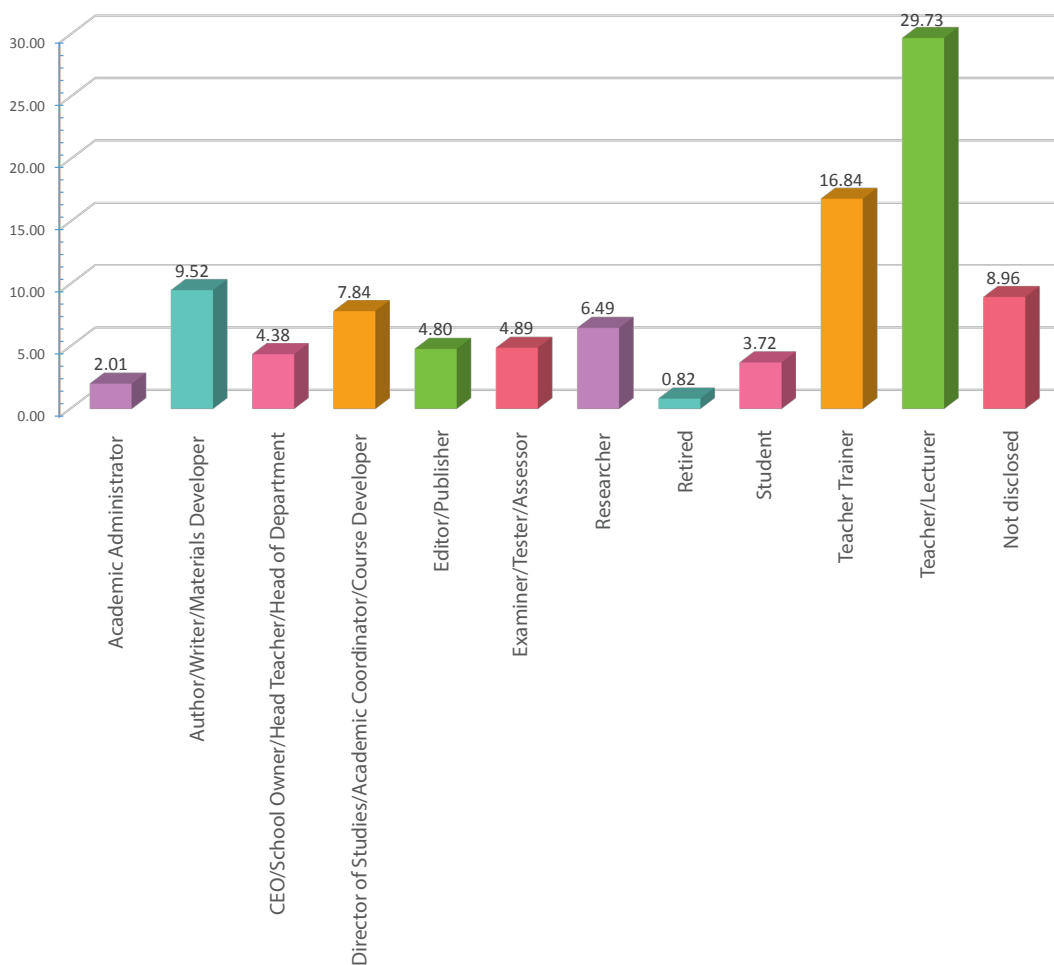
Delegates came to IATEFL 2019 from at least

105
Countries

IATEFL saw an increase of 9.4% of different countries represented at the 2019 conference!



Work type





Areas of work

Area of Work	%
Adult teaching	10.48
Primary teaching	4.02
Secondary teaching	7.03
Tertiary teaching	3.97
Further/Higher Education	6.14
Applied linguistics	2.65
Assessment/Examination	3.87
Business English	2.77
Curriculum	1.45
English for academic purposes	5.12
English for specific purposes	2.97
ESOL (English for migrants, refugees and asylum seekers)	1.66
Global issues	0.86
Learner autonomy	1.30
Learning Technologies	2.92
Literature, media & cultural studies	0.88
Management/Leadership	2.84
Materials writing/development	3.94
Methodology	2.13
Pronunciation	0.52
Publishing	1.69
Research	2.59
Teacher development	7.15
Teacher training	8.42
Unknown	8.01
Young learners & teenagers	4.60

Delegates were also asked to rate their overall experience of the Exhibition. The results showed:

80% rated the exhibition **4* or 5***